

Make your own ▶ lay-flat paper.

Discover the V-Twister.





Produce Next Generation Books.

These days, it seems only high-end coffee table books and photo books have the privilege of laying flat.


Until now, only mass production and expensive binding techniques, with sewn signatures, were the only ways to create such a lay-flat effect.

But not anymore...



Introducing V-Paper Technology.

The V-Paper Technology is the perfect solution if you want any kind of book or publication to stay open.




Document with regular paper

The V-Twister makes two folds in one single movement creating a double hinge in every sheet, without damaging the fiber of the paper.


This double hinge can be positioned as desired.



V-Paper hinge



Document with V-Paper



Lay-flat effect



Extra twist to the V-Paper Technology ...

The V-Twister has been designed to turn your double-sided printed or printable paper into lay-flat pages, one by one.

Through a single-step process, our innovative technology forms the paper fibres for each sheet, creating a supple hinge at the spine of the book. This makes your publication stay open effortlessly.

... resulting in lay-flat and more applications.


The great advantage of this new technique is that the V-Twister allows you to bind far thicker books with a lay-flat effect.

You only have to enter the thickness of the book beforehand and the device will automatically fold the sheets according the width. The location of the hinge can be dynamically adjusted so that you can achieve a similar lay-flat effect for large as well as for small publications.


The fold settings can easily be set via the touchscreen. The flexibility of the double hinge is continuously adjustable. This prevents damaging of the paper surface, yet maintains a maximum of hinge flexibility.

This also allows for several other applications such as dust jackets and book covers.






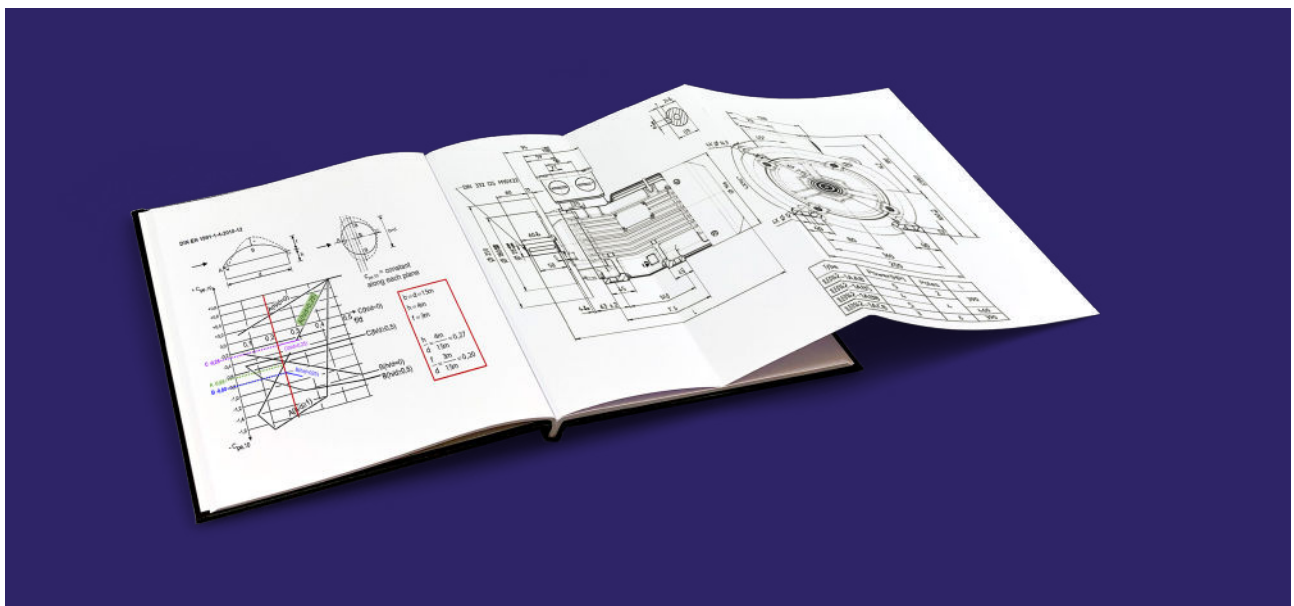
V-Paper Technology, produced on the V-Twister



Closeup of a dust jacket



Lay-flat paperback photo books



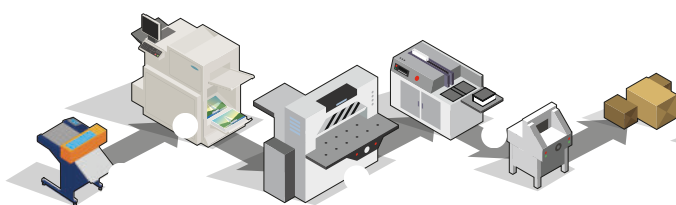
Fold out sheets

Workflow & Technical Information.

The V-Twister can be used for both printed and blank sheets.

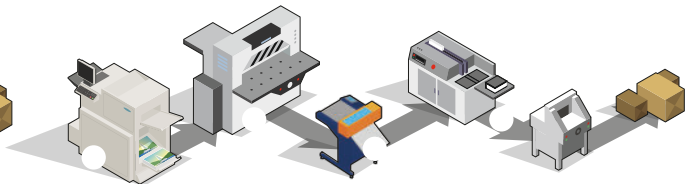
Option 1

- 1 Run your blank paper through the **V-Twister**
- 2 Print on the paper
- 3 Cut sheets to size
- 4 Bind and finish your book




Option 2

- 1 Print on oversized paper
- 2 Cut sheets to the size of the book
- 3 Run them through the **V-Twister**
- 4 Bind and finish your book



V Twister process.



1. Load your job in the optional incorporated or in your existing feeder tray. *



2. Each page is fed into the V-Twister and gripped by the clamps at a predefined position



3. The clamps move at the predefined angle, creating a hinge in each sheet.



4. The sheets are ejected into the output tray

* We offer a friction feeder with the V Twister, however any existing feeder can be connected to the V Twister.

Specifications.

Speed	1.500 A4 sheets/hour
Paper weight	70 - 300 g/m ² *
Sheet size	folding length: 480mm sheet length: ∞ (feeder dependent)
Hinges	up to 6 double hinges per sheet in 1 run
Infeed height	950mm ± 25mm
Electric power	300W (100 - 240V 50/60Hz)
Footprint	L 1,2 m x W 0,8 m x H 1,1 m

* According to hardness, grain direction and substrate.

Optional feeder specifications

We offer a friction feeder with the V-Twister. This feeder works with a pick-up roller, which removes the top sheet from the stack. The pick-up roller spans the total width of the sheet of paper, so that the sheets are loaded smoothly into the machine.

Speed	1.500 A4 sheets/hour
Sheet size	min. 150mm x 150mm max. 480mm x 480mm
Capacity	40mm stack height



For any publication with the extra twist.

This compact, fully electric device is easy to install and will save you time.

- ▶ Works independently for up to 45 minutes, without the intervention of an operator.
- ▶ No warm-up time needed.
- ▶ Suited for small print runs.
- ▶ Folds can be placed in one single run to a maximum of 6 positions.
- ▶ Low investment compared to other lay-flat solutions.



Lay-flat solutions.

- ▶ Make your mark with your publications by increasing the communication surface.
- ▶ Publications and books can stay open on the most important pages.
- ▶ You'll improve the reader's comfort and reading experience.
- ▶ The reader can easily make notes in the publication.
- ▶ It's ideal for photo books, glued soft cover books (perfect binding/paperback), notebooks, manuals, courses, project descriptions (real estate, architects, ...).
- ▶ A unique way to give added value to your prints and distinguish yourself from the competition.

Who is Peleman

Make it tangible

In today's world, digital information is so easily and frequently shared. We believe that any **content that truly matters** should get the attention it deserves.

With our range of tailor made solutions, we support customers to stand out with their message. **Important content**

needs to be seen, read, & preserved.

Because tangible & touching messages build **strong relationships** between people.

We believe that any content that truly matters should get the attention it deserves!

Peleman is present in 120 countries. This means we can respond effectively to the needs of our customers all over the world.

All machines are manufactured locally and we have our own maintenance crew to help you install, maintain or operate any kind of device.

In order to meet the expectations of all our customers, our after sales team gives you the necessary support. Just give us a call.

Get in touch

Peleman Industries Inc.

11820 Wills Road # 100
Alpharetta, GA 30009
USA
+1 770 674 6000
info.us@peleman.com

Peleman Industries nv

Rijksweg 7
2870 Puurs-Sint-Amands
Belgium
+32 3 889 32 41
info.be@peleman.com

